

ean
congress

9th Congress of the
European Academy
of Neurology

Budapest
2023

July 1 – 4
#ean2023



Congress Report – Industry

Numbers at a glance

SCIENCE SPREAD ALL OVER THE WORLD: PARTICIPANTS FROM **116** COUNTRIES



43
INDUSTRY PARTNERS



460

INVITED SPEAKERS

2,318

SUBMITTED ABSTRACTS



1,912

ACCEPTED ABSTRACTS



7,722

PARTICIPANTS
5,748 ONSITE
1,974 VIRTUAL



15

SESSION ROOMS



2,387 sqm

EXHIBITION

76 ONSITE EXHIBITORS INCLUDING

35 NEUROHOOD EXHIBITORS

5 VIRTUAL EXHIBITORS



21,515



ONLINE LIVE VIEWERS IN ALL SESSIONS COMBINED



652

PORTRAITS OF EAN MEMBERS TAKEN



269

Sessions

25,000



AVERAGE STEPS PER OPERATIONAL STAFF MEMBER

MORE THAN


8,500




CUPS OF COFFEE

Registration Statistics


General Attendance 2015–2023




Berlin 2015
6,434



Copenhagen 2016
5,521



Amsterdam 2017
6,004




Lisbon 2018
6,766




Oslo 2019
6,919




Virtual 2020
43,844



Virtual 2021
11,095



Europe 2022
8,099



Budapest 2023
7,722

Gender

MALE
50.9%

FEMALE
48.9%

DIVERSE
0.2%

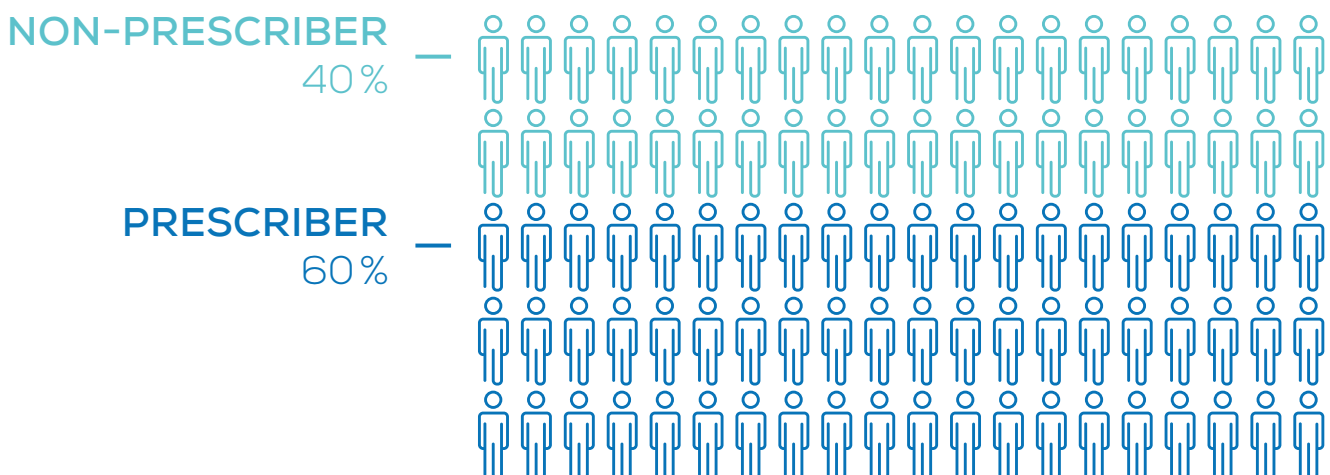


CongressProfession

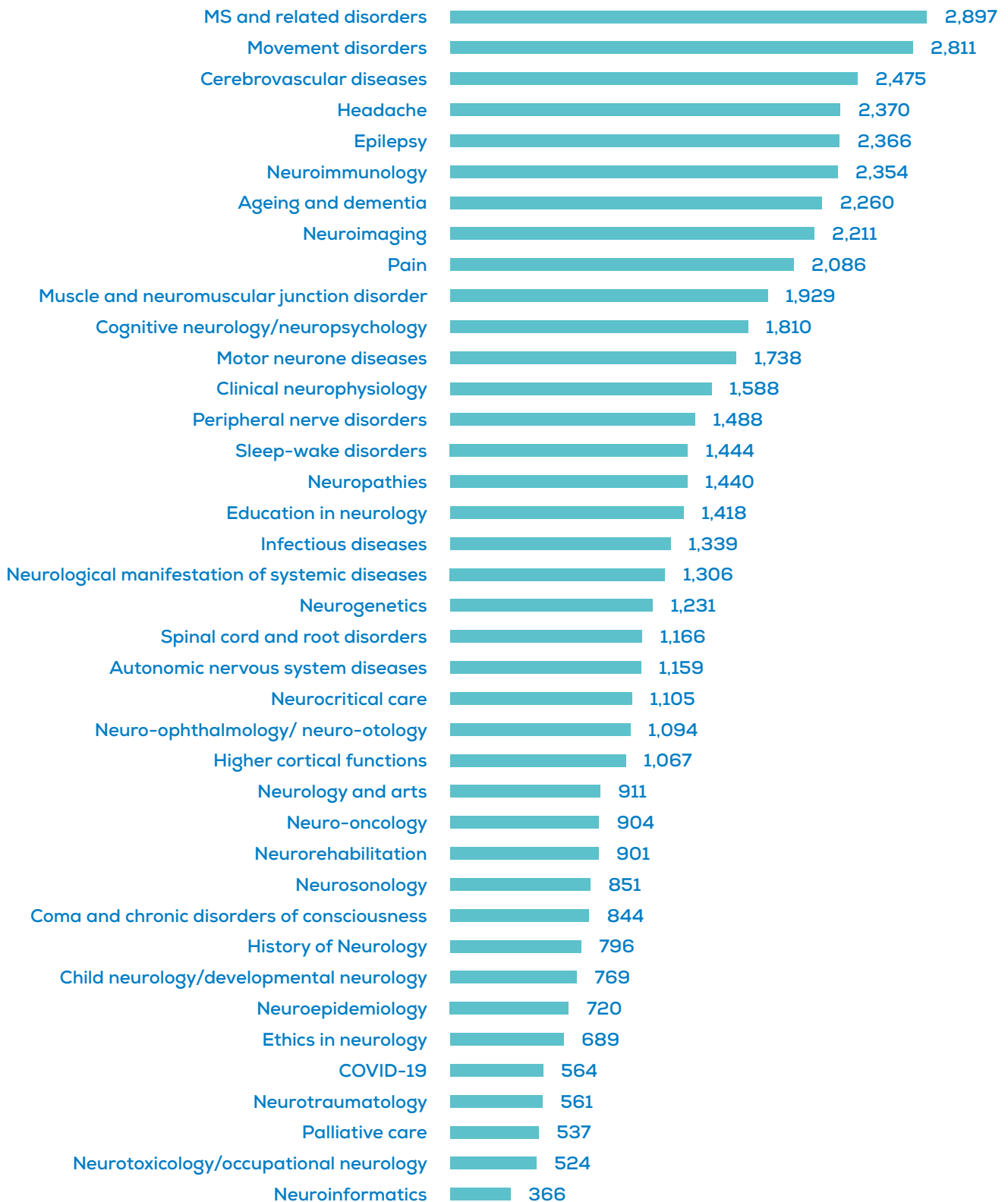


- NEUROLOGISTS 52%
- STUDENTS OR IN TRAINING 24%
- OTHER 24%

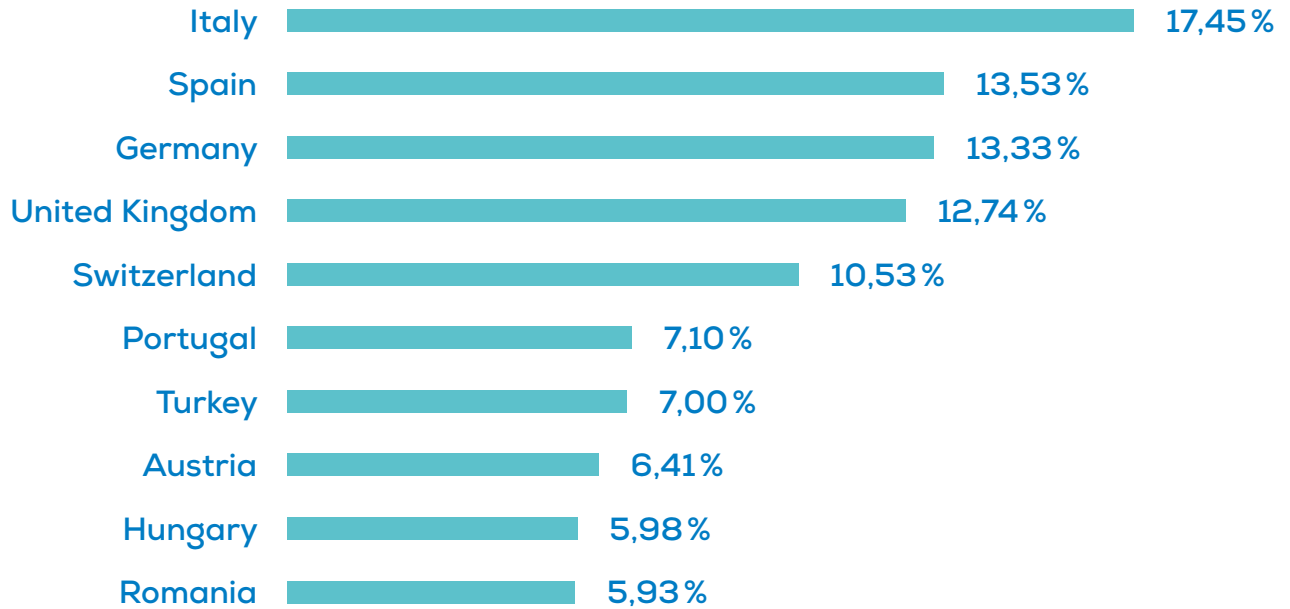
Prescribers vs. Non-Prescriber



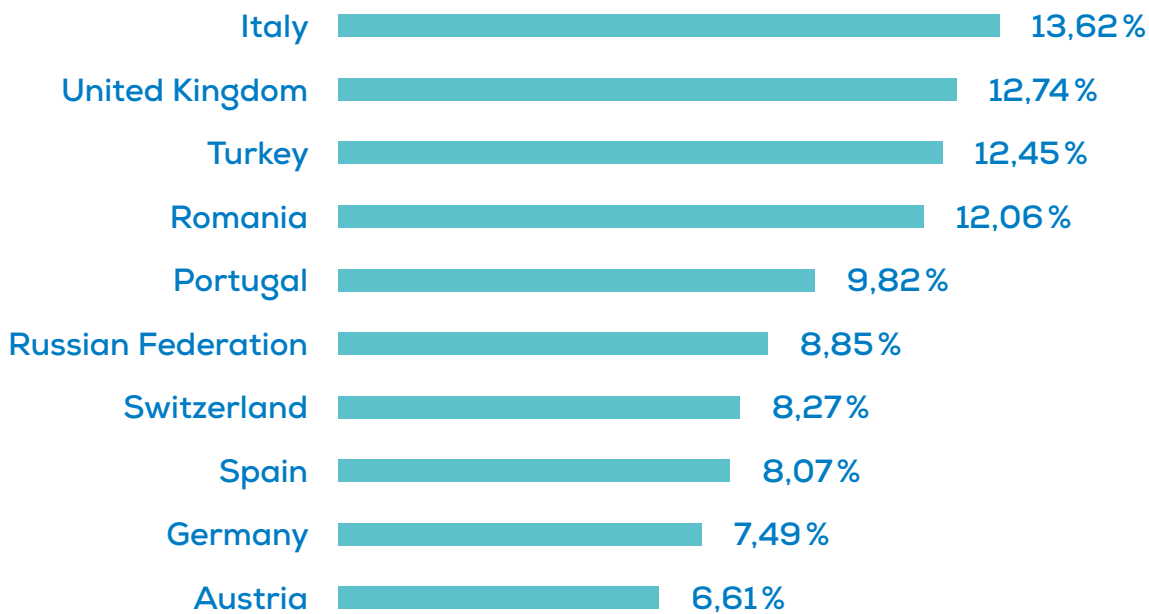
Participants by topic of interest



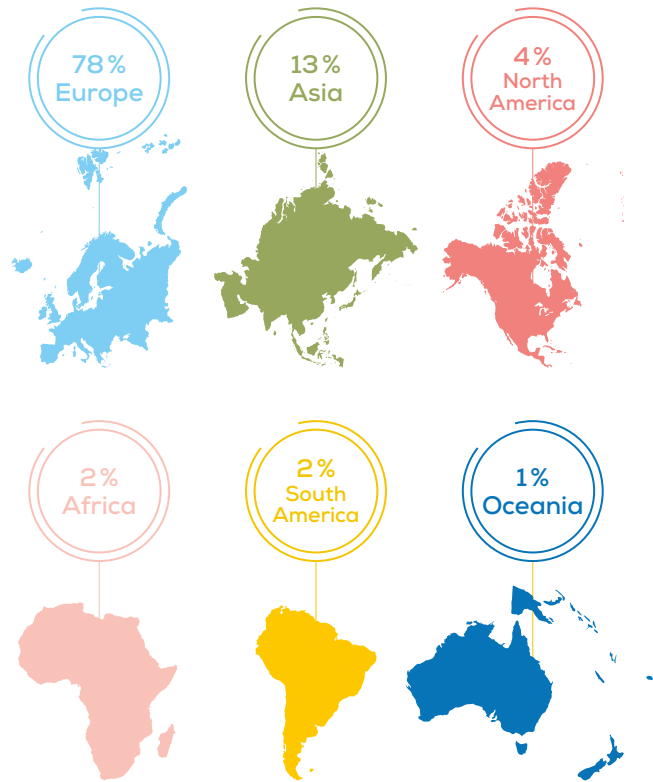
Top 10 Countries (onsite and virtual registrations)



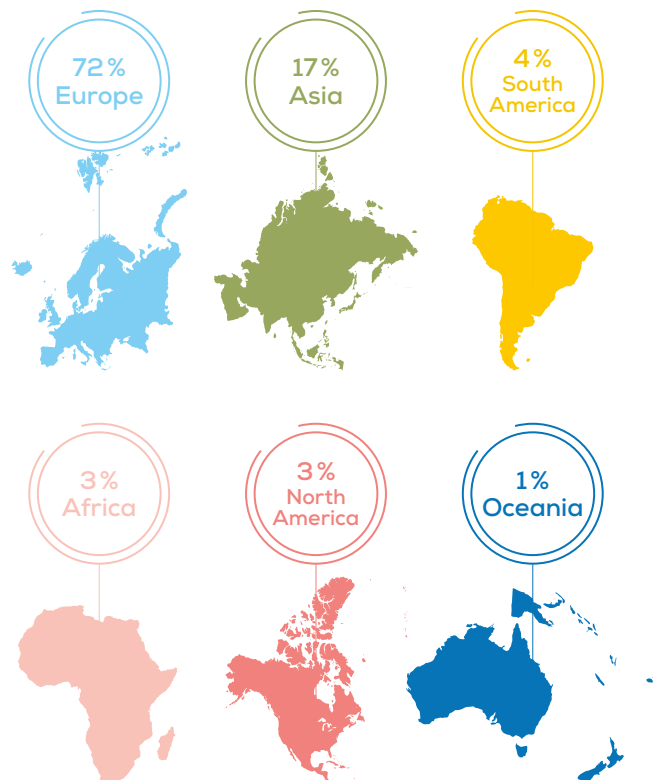
Top 10 Countries (virtual registrations only)



Participants by Continent (onsite and virtual registrations)



Participants by Continent (virtual registrations only)



Programme Statistics

269 SESSIONS IN TOTAL
INCL. INDUSTRY SESSIONS

90 EDUCATIONAL SESSIONS

- 18 Teaching Courses
- 8 Interactive Sessions
- 9 Case Based Workshops
- 4 Career Development Sessions
- 7 Hands on Courses
- 36 Scientific Theatre Sessions
- 1 Networking Session
- 7 Controversy Sessions

37 SCIENTIFIC SESSIONS

- 4 Plenary Sessions
- 1 Topical Symposium
- 9 Symposia
- 17 Focused Workshops
- 6 Special Sessions

99 ORAL, EPRESENTATIONS &
EPOSTER SESSIONS

- 17 Oral Sessions
- 28 ePresentation Sessions
- 53 ePoster Sessions
- 1 Tournament Final

8 TV STUDIO
SESSIONS

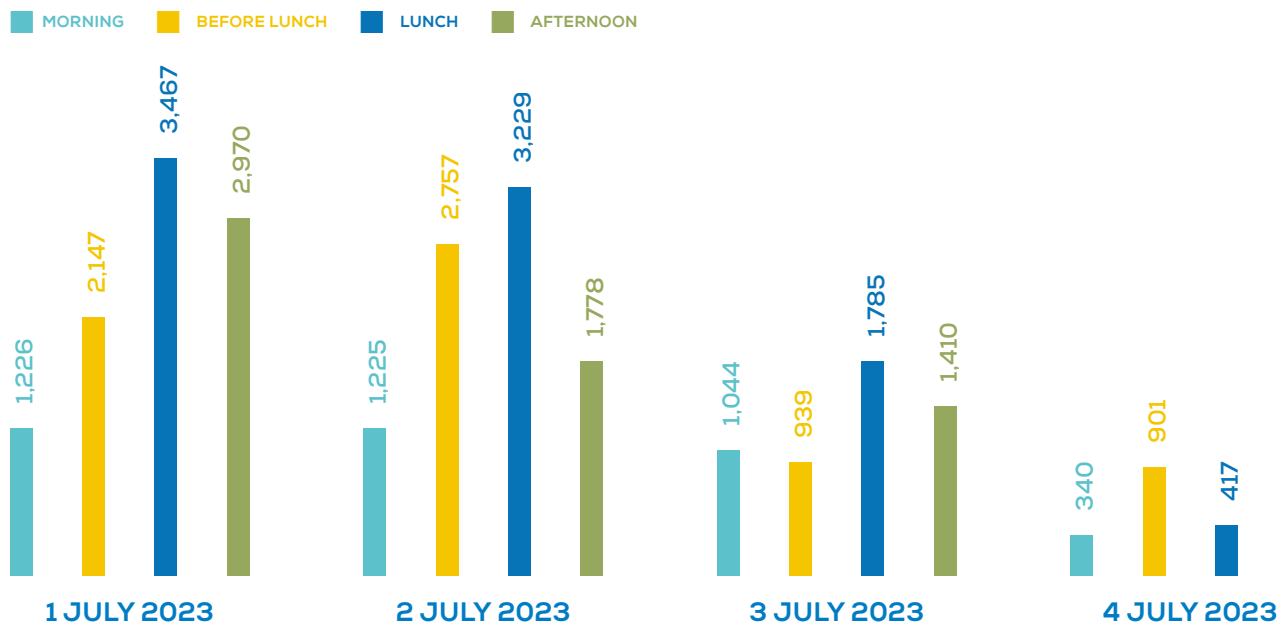
35 INDUSTRY
SESSIONS

460 INVITED
SPEAKERS

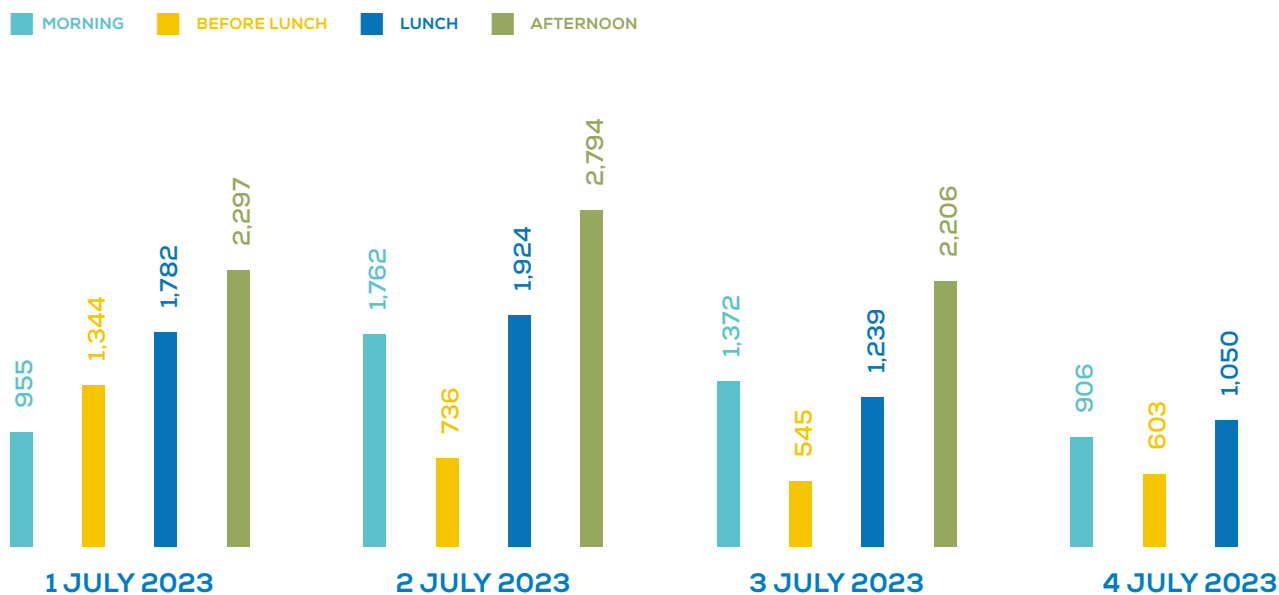
15 SESSION ROOMS

- 1 Main Auditorium
- 10 regular Session Rooms
- 1 Scientific Theatre
- 1 Case Based Workshop Room
- 1 Hands on Course Room
- 1 TV Studio

Session Participation per daytime (onsite)



Unique Viewers Live per daytime (virtual)

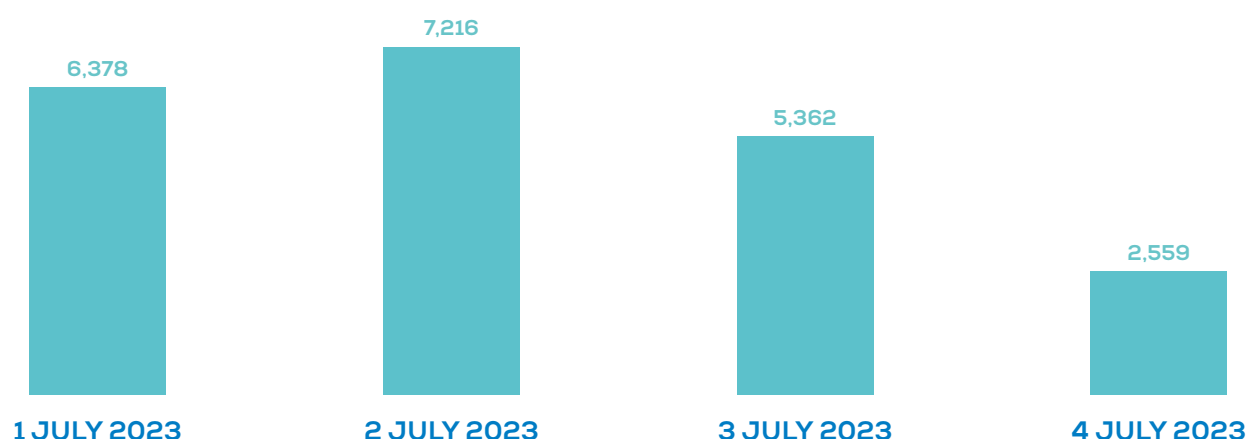


Virtual Congress Platform Statistics

Session Attendance live

21,515 TOTAL LIVE VIEWERS

12,573.0H TOTAL LIVE VIEWING TIME



On-Demand Performance

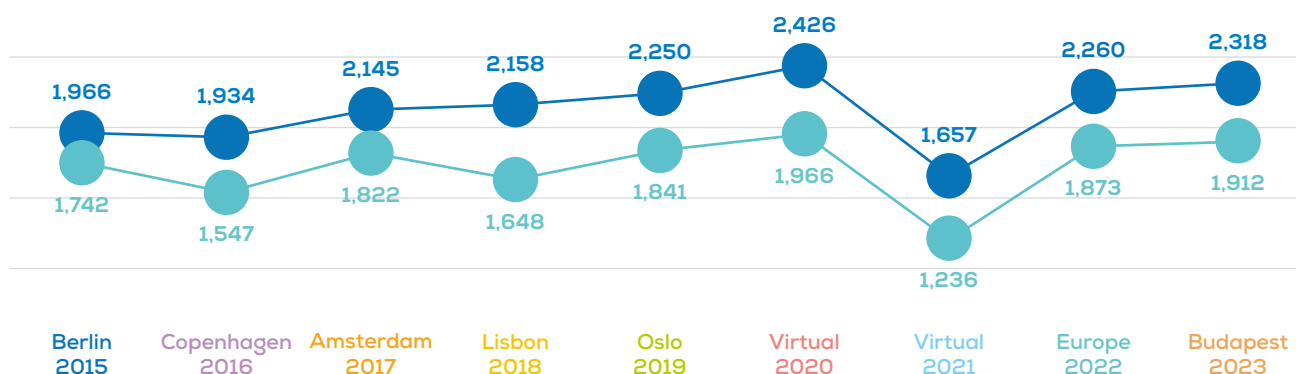
8,618 TOTAL ON-DEMAND VIEWERS

3,441.4H TOTAL ON-DEMAND VIEWING TIME

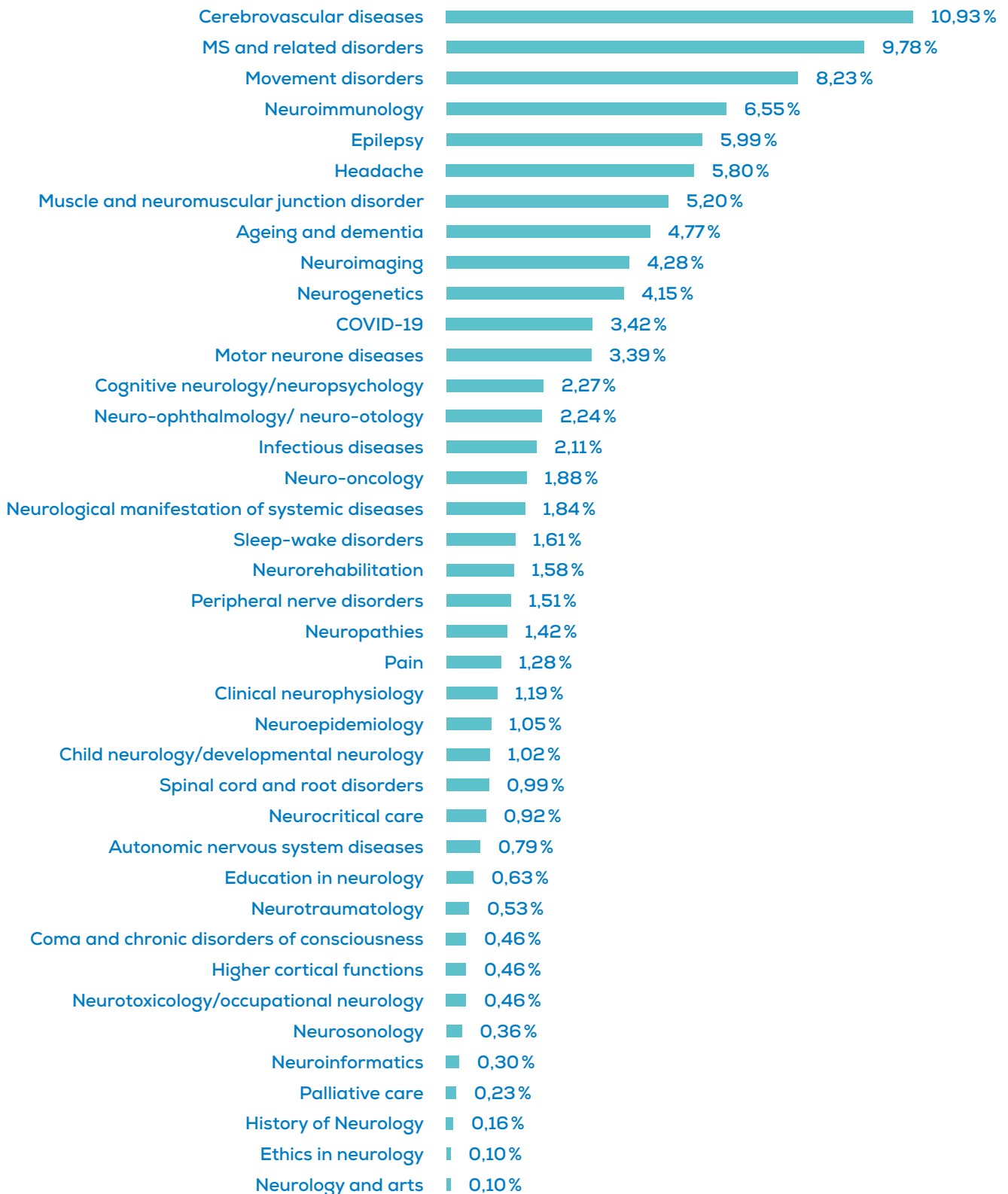
Abstract Statistics

Abstract Submission / Acceptance 2015–2023

● Abstracts accepted ● Abstracts submitted



Abstracts submitted by topic



Industry Activities

4 PREMIUM SPONSORS



11 MAJOR SPONSORS

abbvie



Bial



5 TOP SPONSORS



3 CONTRIBUTORS



20 SPONSORS & EXHIBITORS

Alector | Amylyx | Cegat | Deymed Diagnostic | FeetMe | Finapres | Impeto Medical | Insightec | Lupin Neuroscience | Medoc | Natus | Neuroderm | Ottobock | Pajunk | PTC Therapeutics | Shanghai Model Organisms | Storz Medical | UCB | Wisepress | Wolters Kluwer

2 START-UPS

Bulbitech | PulseOn

Exhibition space, virtual exhibition and industry sessions
EAN Congress 2016–2023

<p>ean congress Copenhagen 2016</p>	<p>ean congress Amsterdam 2017</p>	<p>ean congress Lisbon 2018</p>
1,687 sqm exhibiton	1,940 sqm exhibiton	2,230 sqm exhibiton
14 Satellite Symposia	17 Satellite Symposia	20 Satellite Symposia
	7 Forum Talks	1 3-Day Satellite Sessions
		9 Forum Talks
<p>ean congress Oslo 2019</p>	<p>ean congress virtual 2020</p>	<p>ean congress virtual 2021</p>
2,615 sqm exhibiton	50 virtual exhibitors	56 virtual exhibitors
20 Satellite Symposia	20 Satellite Symposia	24 Satellite Symposia
2 3-Day Satellite Sessions	2 3-Day Satellite Sessions	6 3-Day Satellite Sessions
8 Forum Talks	9 Forum Talks	4 Forum Talks
		2 Early Bird Satellite Sessions
<p>ean congress Europe 2022</p>	<p>ean congress Budapest 2023</p>	
2,332 sqm exhibiton	2,387 sqm exhibiton	
10 virtual exhibitors	5 virtual exhibitors	
23 Satellite Symposia	25 Satellite Symposia	
5 3-Day Satellite Sessions	2 3-Day Satellite Sessions	
4 Forum Talks	8 Forum Talks	
1 Early Bird Satellite Sessions		

Benchmarks for Industry Sessions Attendance

Session Attendance of Industry Sessions (onsite)

Value	1 July 2023	2 July 2023	3 July 2023	all days
Sum	3,460	3,662	1,940	9,062
Max	429	439	455	455
Min	30	40	47	30
Median	277.5	168	245	246
Average	247	215	243	232

Unique live viewers of Industry Sessions per day (virtual)

Value	1 July 2023	2 July 2023	3 July 2023	all days
Sum	1,430	1,835	1,016	4,281
Max	172	201	181	201
Min	78	39	57	39
Median	116	113	160	130
Average	130	115	145	126

Live watch time in minutes of Industry Sessions per day (virtual)

Value	1 July 2023	2 July 2023	3 July 2023	all days
Sum	37,110	40,689	25,264	103,063
Max	5,345	5,869	5,441	5,869
Min	988	338	377	338
Median	3,407	2,172	4,149	3,076
Average	3,374	2,543	3,609	3,031